

MS Richard With

It's only right that one of our ships should bear the name of our founder Captain Richard With. Thanks to his vision and entrepreneurship, we are The Original Norwegian Coastal Express, helping coastal communities survive and thrive. The ship was refurbished recently as part of the largest upgrade project in our more-than-130-year history.

- Coastal Experience Team
- Torget restaurant, Kysten fine dining, Brygga bistro, Multe bakery, and Explorer bar
- Sauna and a panoramic fitness room
- Sundeck and two outdoor hot tubs

CABINS: 199 AND 19 SUITES **GROSS TONNAGE:** 11,205
YEAR OF CONSTRUCTION: 1993 **LENGTH:** 121.8 METRES
REFURBISHED: 2023 **BEAM:** 19.2 METRES
SHIPYARD: VOLKSWERFT, GERMANY **SERVICE SPEED:** 15 KNOTS



MS Richard With



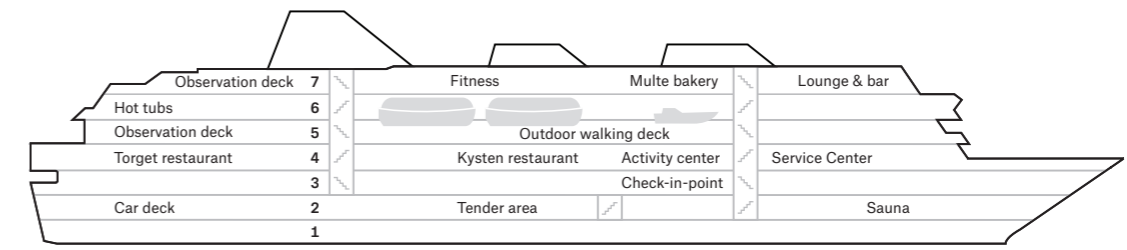
Arctic Superior



Seating area

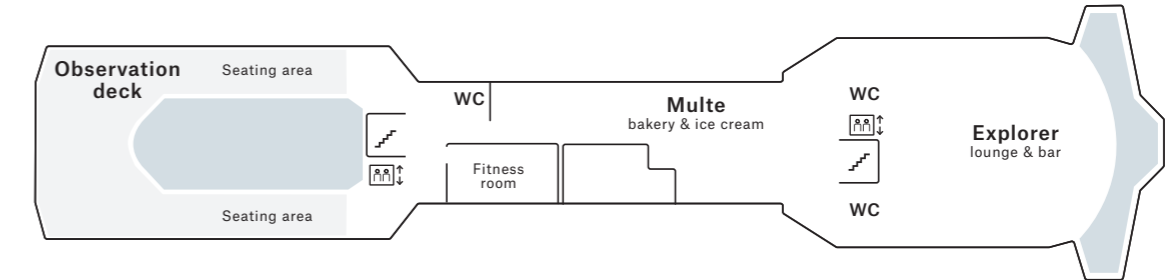
	CATEGORY	DECK	SIZE (m²)	DESCRIPTION
EXPEDITION SUITES	MG Grand suite	6	15-20 m²	Double bed, one sofa bed, seating area, TV, safe, minibar, bay window with full view.
	M Suite	5	25-26 m²	One or two-room suite, TV, kettle.
	Q Mini suite	6	17-23 m²	One-room suite, seating area, TV, kettle.
ARCTIC SUPERIOR	U Outside cabin	6	10-12 m²	Double bed, some with table, TV, kettle.
	P Outside cabin	5	11-12 m²	Double bed, TV, kettle.
POLAR OUTSIDE	O Outside cabin	3, 6	8-12 m²	Separate beds, one bed can be turned into a sofa.
	N Outside cabin	3, 5	8-12 m²	Separate beds, one bed can be turned into a sofa.
	SD Outside cabin	3	17 m²	Separate beds, one bed can be turned into a sofa. Adapted for guests with limited mobility.
	L Outside cabin	2, 3	8-12 m²	With portholes, separate beds, one bed can be turned into a sofa, some with upper and lower berths. Some have limited or no view.
POLAR INSIDE	J Outside cabin	5, 6	8-11 m²	With limited/no view, two-berth cabins with double bed, three-berth cabins with separate beds, one is an upper berth.
	I Inside cabin	3, 5	11-12 m²	Separate beds, one bed can be turned into a sofa.

Cabin category N and O - Please note that some outside cabins on upper decks can have obstructed views due to lifeboats.
 Cabin category P - Please note that these cabins can have obstructed views due to looking out onto the walking deck.
 Cabin category Q - Cabin 643 is adapted for guests with limited mobility.
 All information is subject to change.

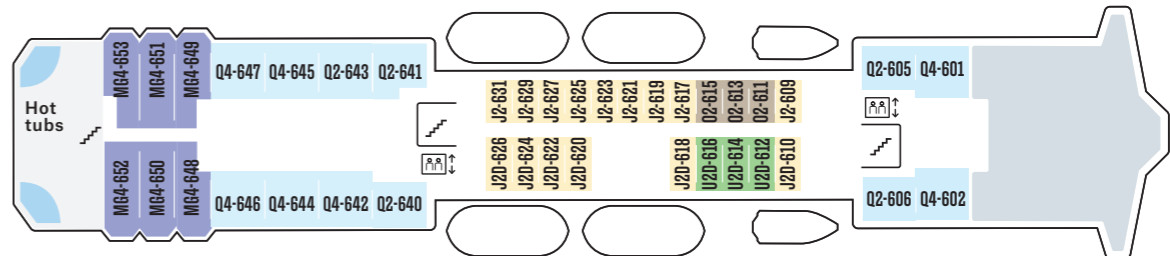


Deck

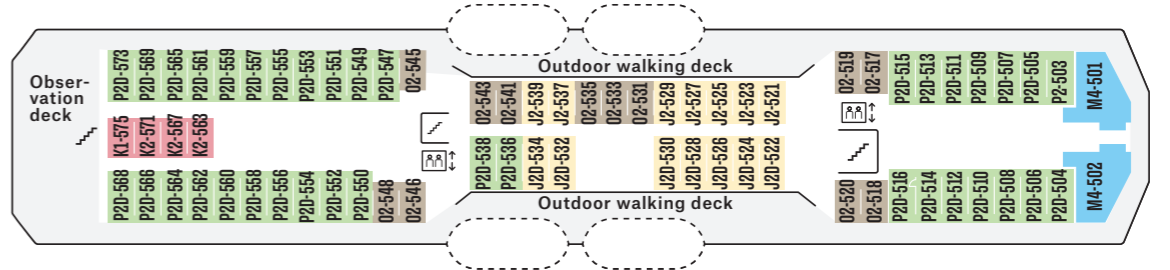
7



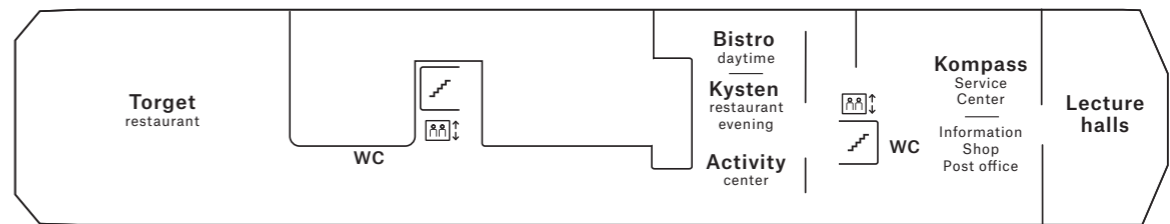
6



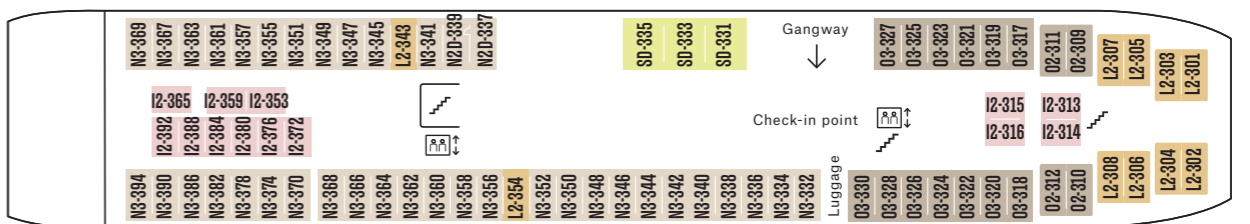
5



4



3



2

