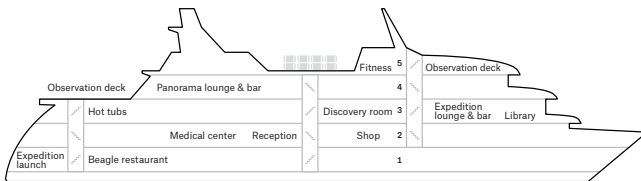


MS Santa Cruz II

When you are exploring the Galápagos islands with us on board the MS Santa Cruz II, you will enjoy a relaxed atmosphere in high-quality surroundings. The small size - with a guest capacity of maximum of 90 allows for a cozy yet classy environment. You'll easily feel at home onboard. This sleek, spacious ship has a layout that allows you to enjoy your sailing in all aspects. Enjoy delicious food in the nice restaurant, learn with fellow travelers in the Science Corner or maybe mingle out on the many decks? While exploring the Galápagos, you'll have the ability to actively engage in activities and encounters. After a day in Darwin's footsteps, you will enjoy coming home to a casual atmosphere with the best service there is. The MS Santa Cruz II's amenities easily appeal to all world explorers.



Below: Darwin Suite. Top: Science Corner.



SHIP YARD: ASENAV Shipyard (CHL)
FLAG: Ecuador
YEAR OF CONSTRUCTION: 2002, refurbished 2015 and 2021
GROSS TONNAGE: 2 664
CABINS: 50
OVERALL LENGTH: 71.8 m
BEAM: 13.4 m
SERVICE SPEED: 10.5 knots

CATEGORY	DECK	SIZE (m ²)	DESCRIPTION
DS	Darwin Suite	Panorama deck	30.3 m ² Ship's most spacious cabins with double picture windows, high deck, double or twin beds*, seating area.
EP	Explorer cabin	Panorama deck	15.2 m ² High deck cabins with large picture windows, beds that can convert from double to twin*.
EE	Explorer cabin	Expedition deck	15.2 m ² Middle deck cabins with large picture windows, beds that can convert from double to twin*.
EH	Explorer cabin	Horizon deck	15.2 m ² Middle deck cabins with large picture windows, beds that can convert from double to twin*.
VH	Voyager cabin	Horizon deck	11.8 m ² Middle deck cabins with large picture windows, single bed.
FH	Explorer family cabin	Horizon deck	17.2 m ² Middle deck cabins with large picture windows, beds that can convert from double to twin* and a sofa bed.

*Please note: cabins have a double bed as standard, however twin beds can be requested at the time of booking. 36 cabins with interconnecting doors. Subject to change.

Deck

Sky deck

Panorama deck

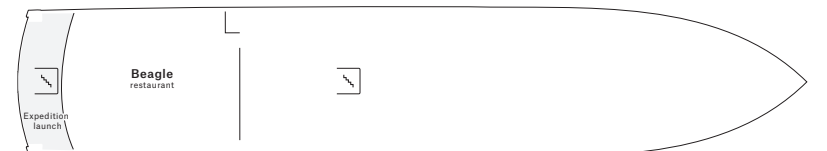
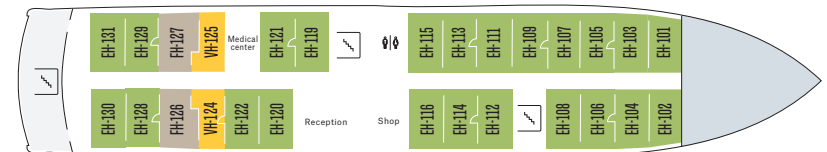
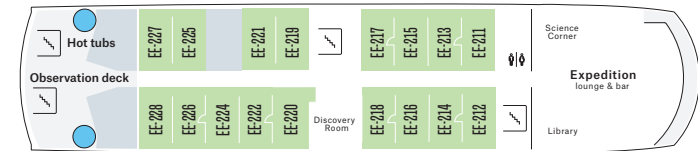
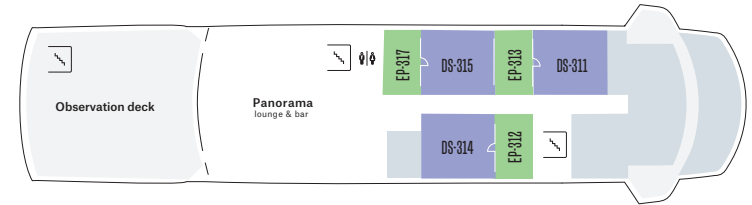
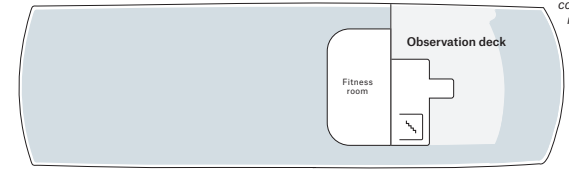
Expedition deck

Horizon deck

Ocean deck



Scan the QR code to learn more about MS Santa Cruz II



□ Indoor area □ Outdoor area